



The Art of
Understanding People...
Made Easy!

Get the most from your team's In-Service Day!

Have everyone learn how to better understand and talk to others.

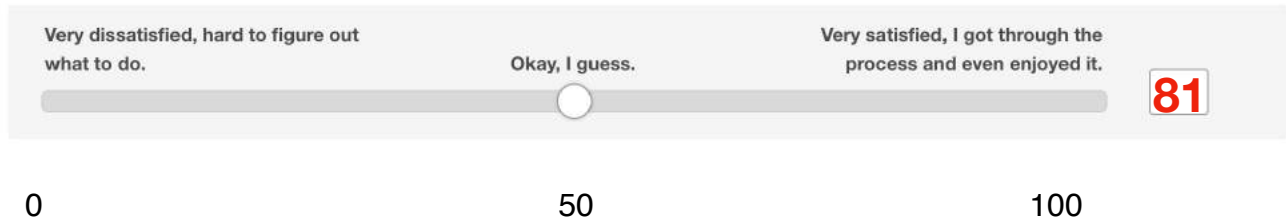
Learning institutions that utilize Insight Edge strategies experience better teamwork, respect for others, and better managed classrooms.



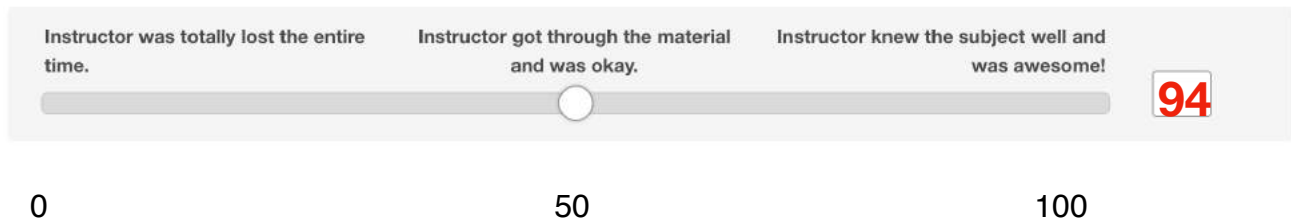
- Enjoy our Personal Assessment which is the most accurate communication instrument in the world at 92%, with a 16-page report that delivers a personality assessment and much more.
- Know in detail your own Pattern of Communication and learn how to modify your behavior based on the environment you're in as you interact with others. Doing what we always do doesn't always solve the problem. Knowing how to cultivate a better learning environment makes a significant difference.
- This program gives you and your team the tools you need to modify your approach to fit any situation, defuse stress, convince and motivate others, and increase trust.

Tri-City Christian School Survey Results - 2019

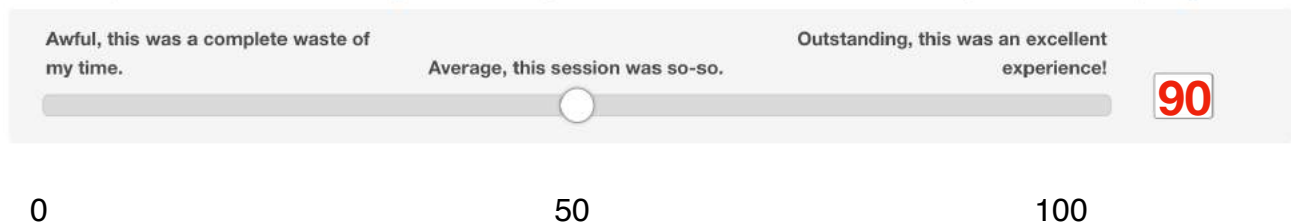
1. Please rate the initial online experience for completing your personal assessment.



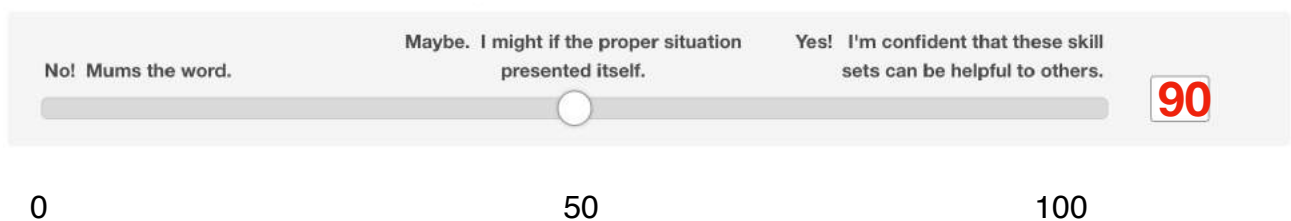
2. How would you rate your instructor and their knowledge of the material?



3. Compared to other training sessions you have attended, how would you rate this program?



8. Would you recommend this program to others?



Skeptical and tough evaluators will experience value!

Your team will enthusiastically share skills with others!

The program can improve your work culture!

The Art of Understanding People...**Made Easy!**



Perfect for anyone whose success is connected with, and reliant on, getting along with “slightly irregular” people on a daily basis!

This session is entertaining and fast-paced. It provides you with real and practical skills that deliver immediate and long-term results. Added bonus: You'll receive a workbook and a customized personal assessment!

94% of Insight Edge training participants rate our courses "Better" or "Best" compared to previous training they have experienced!

DURING THIS PRACTICAL PROGRAM, YOU WILL

- ▶ Discover how your specific communication and behavioral tendencies affect other individuals.
- ▶ Realize a respect, appreciation, and value for the communication expectations and differences of others – even when they are radically unlike your own!
- ▶ Develop strategies for easily identifying and effectively responding to the communication style preferred by different people.
- ▶ Learn how to understand, influence, and inspire others based on their preferences.

UNCOVER A BETTER WAY TO INTERACT WITH OTHERS!

- ▶ With the aid of a customized, personal assessment, learn about your own communication pattern and how it is perceived by others.
- ▶ Learning about yourself will help to identify the pattern of those you know personally, those you work with, prospects you approach, and customers you presently have.
- ▶ Understanding patterns will greatly enhance your effectiveness in all areas of your personal and professional life.
- ▶ This is a very entertaining and informative session.

For more information contact:
Gary Moore
(760) 941-7120 - office
(760) 845-2824 - cell
garymoore@insightedge.com



Program customized
To compliment your core
Values and help focus your
team on your goals and
Objectives

(760) 941-7120

garymoore@insightedge.com

(760) 845-2824

Stop throwing time and money away!

Insight Edge Business and Hiring Suite can save you from \$25,000 to \$250,000 every time you hire

“Hire an employee without using the Insight Edge system? No way. That would just be ridiculous!”

Sydney Gore
Co-owner/COO
Check-net



Know What You're Hiring For

With the Job Profiler, you'll know exactly what you're looking for even before you start your search, boosting the likelihood that your applicants will be more on target for the position.



Make Interviews The Easiest Part

Interviews are the least accurate part of the hiring process. Our Interview Guide saves you the hassle and shows you what to ask and what to look for with the current job in mind, all the while increasing your hiring accuracy by 40%.



Less Time Filtering = More Productivity

Filter your prospects with our Applicant Profiler, leaving only the right kind of people for the job. The Profiler allows you to see the results of all of the potential hires before they ever step foot in your office.



Discover Your Pattern

Our Personal Profiler lets you understand yourself better than you ever have before. A simple 24-question assessment returns you a 15-page report about how you communicate, how you act under stress, and how others see you.



Find the Right People—Automatically

Automatically compare the scores of your best candidates to the open position with the Comparison Report and see how each applicant really stacks up — regardless of what their references tell you.



Say The Right Things—Always

Knowing yourself is one thing, but knowing how others communicate is a different story. The Nutshell Report helps you understand how to communicate with others and how others should communicate with you.



(760) 941-7120

garymoore@insightedge.com

(760) 845-2824